


BALDHEAD

Modular Metal Cabinets Product Line-up & Features

Product Features

- All metal construction
- Baked on powder coat finish
- Solid backs
- Finish choice of black, red or gray
- Full width or length handle design
- Door units with soft close stops
- Self closing hinges on doors
- 100 lb. Drawer capacity
- True full extension drawer slides
- Metal countertops feature solid core construction for structural rigidity over open spans
- Non slip liners in all drawers
- Upper cabinets have pre-cut knockouts for linking light fixtures without visible cords
- Quick lock clips on all shelves
- Double wall construction for doors and drawer fronts



Colors



2 DOOR CABINET
32" tall x 30" wide x 24" deep
Includes one adjustable shelf



1 DRAWER, 2 DOOR CABINET
32" tall x 30" wide x 24" deep
Includes one adjustable shelf



6 DRAWER LOWER CABINET
32" tall x 30" wide x 24" deep




3 DRAWER LOWER CABINET
32" tall x 30" wide x 24" deep




2 DOOR TALL STORAGE CABINET
32" tall x 30" wide x 24" deep



2 DOOR UPPER STORAGE CABINET
32" tall x 30" wide x 24" deep



UNDER CABINET FLUORESCENTS LIGHTING UPGRADE
Linking 14 watt, 120 v



COUNTERTOP OPTIONS
30" 60" AND 90" Lengths x 25" Deep x 1.5" Thick

Images are meant to be used as a convenient selection tool. For actual size color and finish, we strongly encourage you to visit our showroom to make your final selections.